








SET CHIAVI A BUSSOLA BETA 903E/C170 COMPLETO DI 170 UTENSILI
HEX SOCKETS SET BETA 903E/C170 WITH 170 TOOLS


















CODICE CODE	B009031170
DIMENSIONI MM DIMENSIONS MM	453x375x90
PESO LORDO (KG) GROSS WEIGHT KG	10,271

3/8"	 C910A	○	10-11-12-13-14-15-16-17-18-19 mm
	 C910AL	○	10-11-12-13-14-15 mm
	 C910FTX	⊗	E10-E11-E12-E14-E16
	 C956E	○	18 mm (11/16")
	 910E/55	⊕	
	 C910/25		
	 C910/22		150 mm

1/2"	 C920A	○	10-11-12-13-14-15-16-17-18-19-20-21-22-24-27-30-32 mm
	 C920L	○	16-17-18-19-22 mm
	 C920FTX	⊗	E18-E20-E24
	 C956C	○	16 mm (5/8") - 21 mm (13/16")
	 920E/55	⊕	
	 C920/25		
	 C920/21		125 mm
	 C920/22		250 mm
 C910/16F		□ 3/8" - ■ 1/2"	

1/4"	 C900	○	4-4,5-5-5,5-6-7-8-9-10-11-12-13-14 mm
	 C900L	○	4-5-6-7-8-9-10 mm
	 900E/55	⊕	
	 C900/25		
	 C900/20		50 mm
	 C900/20L		100 mm
	 C900/30		150 mm
	 C900/42		115 mm
	 C900FTX	⊗	E4-E5-E6-E7-E8
	 C900LP	●	0,8x4-1,0x5,5-1,2x6,5-1,2x8 mm
	 C900PH	⊕	PH0-PH1-PH2
	 C900PZ	⊕	PZ0-PZ1-PZ2
	 C900ME	○	3-4-5-6 mm
	 C900TX	○	T08-T09-T10-T15-T20-T25-T27-T30
	 C900RTX	⊕	T08-T09-T10-T15-T20-T25-T27-T30

 96	○	0,9-1,5-2-2,5-3-4-5 mm
 C895/4	□ 3/8" - ○ 5/16"	
 C895/6	□ 1/2" - ○ 5/16"	
 C900AD	⊕ - ⊖	
 892/0	⊕ - ⊖	
 861RTX	⊕	T09-T10-T15-T20-T25-T27-T30-T40
 861TX	○	T6-T7-T8
 861RIBE	○	T7-8-9 mm
 861XZN	○	T5-6-8 mm
 C866LP	●	1,6x8-1,6x10-2,0x12 mm
 C866PH	⊕	PH3-PH4
 C866PZ	⊕	PZ3-PZ4
 866PE	○	T7-8-10-12-14 mm
 866TX	○	T40-T45-T50-T55-T60-T70
 866RTX	⊕	T40-T45-T50-T55-T60-T70